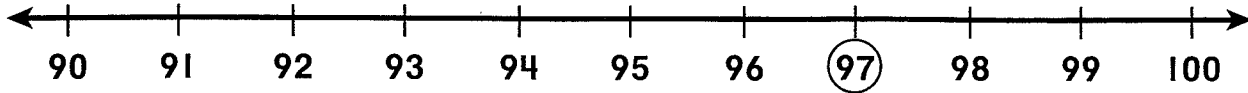


Order Numbers

Look at the number line.

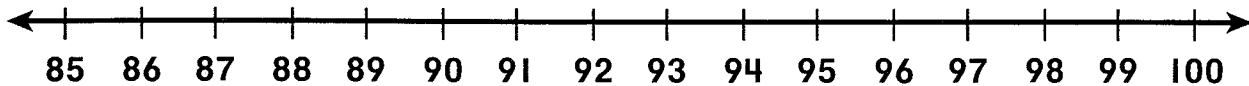


96 comes before 97.

98 comes after 97.

Use the number line.

Write the number that comes before, after, or between.



1. 89, 90

2. _____, 87

3. 92, _____

4. _____, 100

5. 93, _____, 95

6. 85, _____, 87

7. Ben has to pick a number for his baseball shirt. He wants the number just after 14. What number does Ben want?
- _____

Name _____

Date _____

Order Numbers

Read and solve.

Draw or write to explain.

1. The Ryan family is going to the circus. Their seats are between rows **11** and **13**. In what row are their seats?

Row _____

2. The Ryan family has **3** seats. Their seats are just after seat **41**. What are their seat numbers?

_____, _____, _____

3. Jane is sitting in seat number **56**. Linda is in the seat just before Jane's. What is Linda's seat number?

4. Each clown wears a number. Jane likes the clown whose number is between **66** and **68**. What number is the clown wearing?

Scary Sunday . . .

When Zach got up, no one was home. Where was his family? He heard a whine. It was scary.

The car was in the driveway. There was no note. He heard nothing but that whine.

They were out back! "Happy Birthday!" the family said. They were playing with Zach's new puppy!



◆ Circle the right answer.

1. What is the best name for the story?

My First Birthday

Zach's Surprise

The Family Car

2. What did Zach hear?

the family car

a note

his family

a whine

◆ Draw a line to the end of each sentence.

3. When Zach woke up

a whine.

4. He heard

was in the driveway.

5. The car

no one was home.

6. "Happy Birthday!"

with Zach's new puppy.

7. They were playing

the family said.



1. brain

10. strain

2. pail

11. chain

3. main

*12. holiday

4. sail

5. away

6. gray

7. waist

8. stain

9. gain

11011

Name _____ Date _____

Ordinal Numbers

Read and solve.

first second third fourth fifth sixth seventh eighth ninth tenth

Draw or write to explain.

1. There are **5** children in line.
Dan is last in line. In which
place is Dan?

2. Maria puts **7** stuffed animals
on a shelf. The teddy bear is
in the middle. In which place
is the teddy bear?

3. Rafael lines up **9** model cars.
The red car is last. The blue
car is in front of the red car. In
which place is the blue car?

4. Tim is fifth in line. Karen is
seventh in line. Kwame is
between Tim and Karen. In
which place is Kwame?

Ordinal Numbers

Some words tell the position of someone or something.



first



second



third




fourth

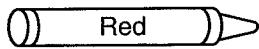


fifth

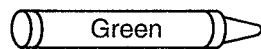
Color.



1. first



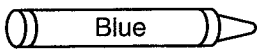
2. fourth




3. eighth



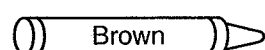
4. sixth



5. second



6. seventh



7. Eli is second in line for lunch.
Meg is right behind him. What
position in line does Meg have?

1 Verbs

 Circle the verbs. Then write those verbs.



1. The man sits.

2. He eats his lunch.

3. His dog barks at a bird.

4. Girls play a game.

5. One girl hops.



1 Verbs (continued from page 47)

► Circle the verb in each sentence. Then write a verb from the Word Box that sounds like the verb.

pops hide sings bake

1. They rake the yard.

bake

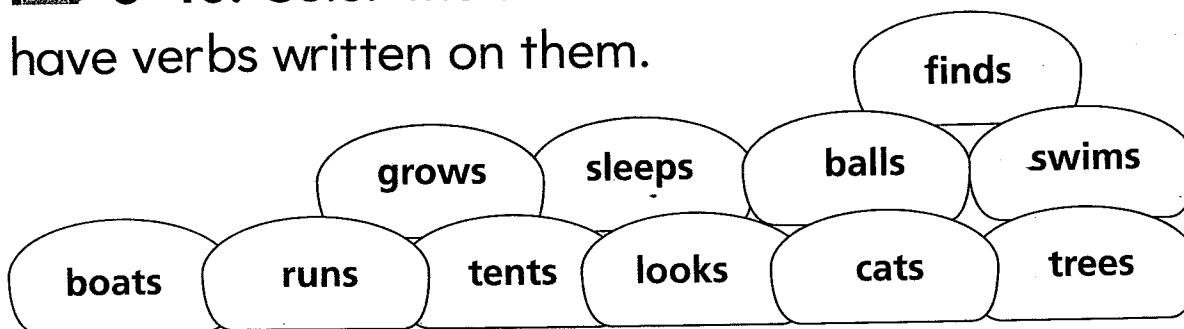
2. I ride my bike.

3. Joe mops the floor.

4. He rings the bell.

Challenge

► 5-10. Color the six rocks that have verbs written on them.





Use Ten to Estimate


When you do not need to know the exact number, you can estimate.

Circle one group of ten.

Estimate how many in all. Then count.

1.  Estimate 30
Count 32

2.  Estimate _____
Count _____

3.  Eva wants to buy enough bows to put one on each friend's party gift. She knows she can estimate to get an idea of how many. Estimate with Eva. Then count the boxes with her. How many did you estimate? How many did you count?
Estimate _____
Count _____

Use Ten to Estimate


Read and solve.

Circle a group of ten to help you.

Then circle the correct number.


Draw or write to explain.

1. The children saw turtles on their class trip. About how many turtles did they see?




20 30

2. The children saw birds. About how many birds did they see?




50 60

3. The children saw monkeys. About how many monkeys did they see?



20 30

Long a

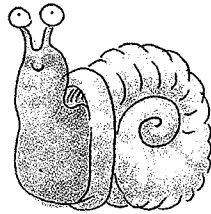


long **a** sound
snake


Write the long **a** word to answer each riddle.

rain gray cake
day gate snail


1. I live in a shell.




2. I wear candles on your birthday.



3. I make flowers grow.



4. I am the opposite of night.




5. Write two long **a** words that begin with **g**.

Whose Footprints?

One day, Mia saw footprints in her yard. Mia's mom was inside. Dad was inside too. Whose footprints were they? Was a robber coming?

Mia watched. No one came. She got scared. She told her parents. They smiled at her! "Mia, those are your footprints!" they said.



◆ Circle the right answer.

1. What is the story about?

playing in the yard

finding footprints

staying inside

smiling and talking

2. Who did Mia think made the footprints?

Mia's dad

a robber

Mia's mom

3. Who really made the footprints?

Mia

Mia's mom



a robber

◆ Draw lines to match the footprint with the one who made it.

4.



5.



Greater Than, Less Than

Read and solve.

Circle **greater than** or **less than**.

Draw or write to explain.

1. Sally's class read **57** books this year. Roy's class read **62** books this year.

57 greater than **62**
less than

2. Paul got **92** on the math test. Reed got **89** on the math test.

92 greater than **89**
less than

3. Kyra collected **86** cans for the food drive. Ida collected **81** cans.

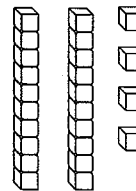
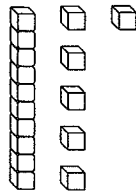
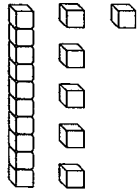
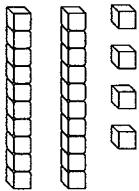
86 greater than **81**
less than

4. Mike scored **28** points during the basketball game. Leon scored **32** points.

28 greater than **32**
less than

Greater Than, Less Than

You can compare numbers using greater than and less than.



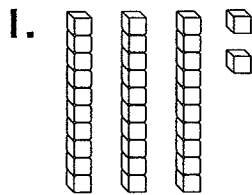
24 is greater than **16**.

16 is less than **24**.

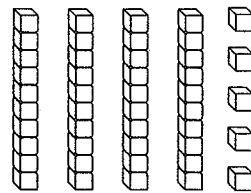
Write the numbers.

Compare.

Circle **greater than** or **less than**.



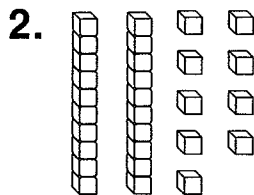
greater than



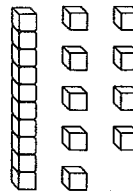
less than

Tens	Ones

Tens	Ones



greater than




less than

Tens	Ones

Tens	Ones

2 Nouns and Verbs (continued from page 94)

 Circle the correct verb to finish each sentence. Then circle these verbs in the puzzle.


1. A boy (tags tag) me.

2. Cats (sits sit).


3. Dogs (digs dig) a hole.

4. Ann (hops hop).

5. Rob (eats eat) lunch.



Challenge

 Write two sentences. Use **look** in one sentence. Use **looks** in the other sentence.

6.

7.



2 Nouns and Verbs

 Circle the correct verbs. Then write those verbs.

1. Pete and Jim (chop chops) wood.

2. Mom (make makes) a fire.

3. Dad (cook cooks) pancakes.

4. The boys (sleep sleeps) in a tent.

5. The owls (wake wakes) the boys.

